

# K2 Mixing Fluid Nozzle

## material characteristic

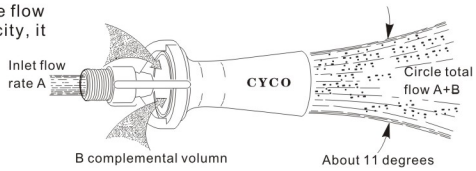

- Constructed of carbon fiber-glass-reinforced Polypropylene of SS316.
- maximum operation temperature 120°C, 300°C for stainless steel.
- Corrosion resistance and aging resistance.

## Functions

- provides a homogeneous fluid mix without the use of air agitation precluding oxidative decomposition of air agitation of the solutions.
- improves circulation of the turbulent flow and optimized mixture of the solutions.
- assures uniform mixture of solutions and improve product quality.

## Design features

- Designed on the basis of the berboulli theory, fluid under pressure is pumped into the nozzle through its large flow opening, as the liquid exits the nozzle at high velocity, it draws surrounding solution through the nozzle's "flow-through" chamber that's designed to eliminate internal material build-up. The additional liquid flow mixes with the pumped solution. That is, the nozzle can pull in 4 gallons of surrounding solution for every 1 gallon pumped through the nozzle.



## Performance Data

Inlet conn NPT or BSPT(M)	large acreage flow rate	hydraulic pressure input							
		0.5 Bar	1 Bar	1.5 Bar	2 Bar	2.5 Bar	3 Bar	3.5 Bar	4 Bar
1/4	Inlet flow rate(L/min) "A"	11.3	16.0	19.5	23	25	28	30	32
3/8		29	42	51	59	65	70	77	82
3/4		43	64	74	85	97	106	116	124
1-1/2	complemental volumn(L/min) "B"	106	151	184	215	243	259	288	308
1/4		42	59	72	84	93	102	110	118
3/8		116	168	204	236	260	280	308	328
3/4	Circle total flow (L/min) A+B	172	256	298	340	388	424	464	496
1-1/2		424	604	736	860	972	1036	1152	1232
1/4		53.3	75	91.5	107	118	130	140	150
3/8	Effective range(m)	145	210	255	295	325	350	385	410
3/4		215	320	370	425	485	530	580	620
1-1/2		530	755	920	1075	1215	1295	1440	1540
1/4	Effective range(m)	0.91	1.5	2.1	2.6	3.0	3.7	4.3	5.2
3/8		1.2	1.8	2.4	3.0	3.7	4.3	4.9	6.7
3/4		1.5	2.4	3.4	4.3	5.2	6.1	7.3	10.1
1-1/2		2.3	3.7	4.9	6.1	7.3	8.8	10.4	14.0

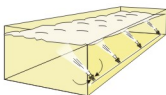
## K2 Series

Model	Inlet conn (Inch)	L(mm)	D(mm)	D(mm)
K2 40	1/4	70	30	23
K2 60	3/8	115	50	38
K2 90	1/2	115	50	38
K2 130	3/4	165	65	50

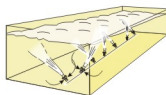
## Ordering info

**K2 40** — **3/8** — **PP**  
 Model      Entrance size      Material

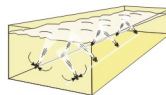
In large solution tank, annular distribution of the mix fluid nozzle is more effective than mono-distribution, and horizontal arrangement is the lowest efficiency. The mixing fluid nozzle should be installed at the bottom of the tank in order to get to a maximum circulation rate. Below are some of the typical distribution of the mixing fluid nozzle.



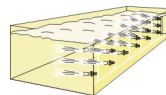
Rectangle or square stirred tank



Stratification stirred tank



Spare parts rinse bath



Grid structured plating bath