

QUICK-RELEASE NOZZLE ASSEMBLIES

- ◀ Uni-Spray Nozzles are injection molded from custom-blended polypropylene, a cost-effective material that is corrosion and heat-resistant and impervious to most chemicals.
- ◀ The tip design resists clogging and buildup due to its smooth shape and low coefficient of friction.
- ◀ A wide variety of Uni-Spray Clamp-On Nozzles are available to suit your application and are colour-coded for easy identification (see table below).
- ◀ All nozzles are available with a Single-Spring or an optional Double-Spring configuration for pressures over 60 psi (4.0 bar).
- ◀ All nozzles are available in three spigot sizes, to fit 9/16", 21/32" or 13/16" (14 mm, 17 mm and 19 mm) diameter holes in the riser.

Mark 1 Adjustable Nozzle Assembly

- ◀ Permits directional adjustment of the nozzle tip anywhere within a 45° included angle.
- ◀ Interchangeable Nozzle Tips are available in Full Cone, Hollow Cone or Flat Spray styles with various combinations of spray angle and flow rate.
- ◀ The Mark 1 is also available with a Threaded Ball Connection in 1/8", 1/4", 3/8" and 1/2" NPT or BSP, allowing the use of any threaded plastic, brass or steel nozzle.
- ◀ Refer to pages 4 and 5 for Assembly Details and Ordering Information, pages 11 and 14 for Tip Selection and page 15 for Replacement Parts.



Mark 2 Fixed Nozzle Adapter

- ◀ Offers female threaded connections in 1/8", 1/4", 3/8" and 1/2" NPT or 1/8" BSP threads, allowing the use of any threaded plastic, brass or steel nozzle.
- ◀ See pages 6 and 7 for Assembly Details and Ordering Information.



Available Sizes

The Mark 1 and Mark 2 Nozzle Assemblies are colour-coded for convenient identification, and are available to fit the following pipe sizes:

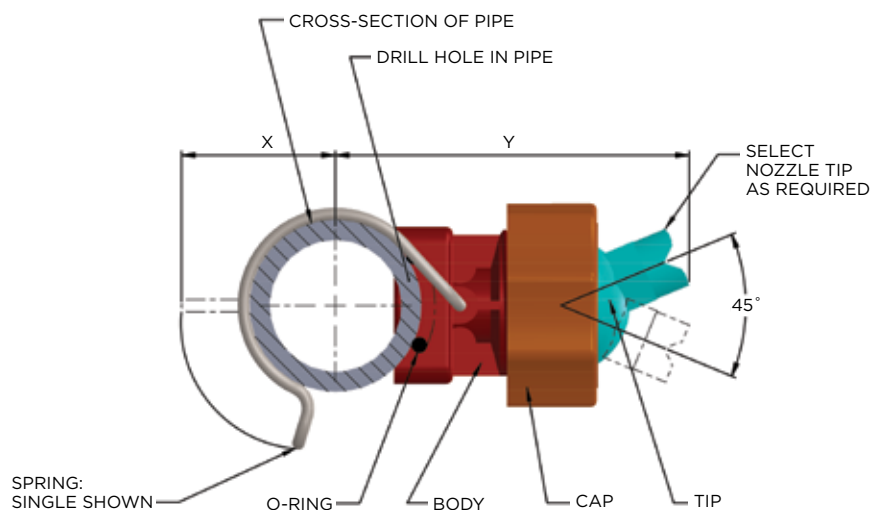
(Inch / mm)		Reg. Spigot (21/32")	Sm. Spigot (9/16")	Lg. Spigot (13/16")
1"	25 mm	Blue	Lt Blue	Lt Blue
1"	32 mm	Red	Pink	Pink
1 1/2"	40 mm	Purple	Mauve	Mauve
2"	50 mm	Green	Lime green	Lime Green



FEATURES

- Inexpensive
- Corrosion resistant
- Impervious to most chemicals
- Good heat resistance
- Injection-molded from custom-blended polypropylene
- Standard with Single Spring Clamp
- Optional Double Spring Clamps for pressures over 60 psi (4.0 bar)
- Resists clogging
- Directional adjustment of nozzle tip anywhere within 45°
- Tips available in Full Cone, Hollow Cone or Flat Spray configurations
- Tips available with Threaded Ball Connection in 1/8", 1/4", 3/8" and 1/2" NPT or BSP threads
- Nozzle bodies available in three spigot sizes to fit either 21/32", 13/16" or 9/16" diameter holes on the riser


Mark 1 Adjustable Nozzle Assembly



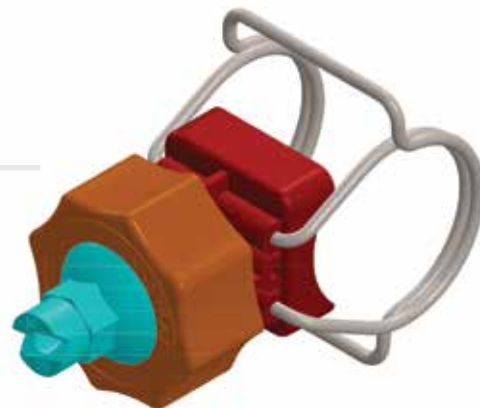
MAJOR DIMENSIONS

(inch / mm)	X	Y
1" Pipe	1.70	3.21
1 1/4" Pipe	1.89	3.43
1 1/2" Pipe	2.02	3.56
2" Pipe	2.25	3.75
25 mm Pipe	43.2	81.5
32 mm Pipe	48.0	87.1
40 mm Pipe	51.3	90.4
50 mm Pipe	57.2	95.3

Also available with Double Springs for pressures from 60 to 150 psi (4.1 to 10.3 bar).



Established in 1987, Uni-Spray Systems Inc. is a global leader in nozzle pretreatment systems and product innovation.



Mark 1 Adjustable Nozzle Assembly ORDERING INSTRUCTIONS

How to order a Mark 1 Adjustable Nozzle Assembly:

The complete Part Number tells us exactly what assembly you want.

For example, let's say that you want to order a Mark 1 Adjustable Nozzle Assembly to fit onto a 1 1/2" pipe, with a Single Spring, and with a 65° Flat Spray Nozzle Tip that will deliver 3.5 gpm at 30 psi:

STEP 1

The Part Number begins with UNI, followed by the pipe size:

UNI 100 = 1" pipe
 UNI 125 = 1 1/4" pipe
 UNI 150 = 1 1/2" pipe
 UNI 200 = 2" pipe

So in our example, we would have so far

UNI 150

STEP 2

Select a Nozzle Tip from page 11 and add the Tip Number to the Part Number. In our example we now have

UNI 150 6540

Note that the 'UNI' in front of the Tip Number on page 11 is dropped when the Tip Number is incorporated into the Assembly Part Number.

STEP 3

Add M1 to denote the Style, which is standard with Single Spring. If you wanted a Double Spring, the Style would be M1 D.

So in our example, we end up with:

UNI 150 6540 M1

Note: Our standard Nozzle Assemblies are designed with spigots to fit risers with 21/32" diameter holes. We also manufacture assemblies with smaller spigots for 9/16" diameter holes and larger spigots for 13/16" holes. To specify the 9/16" spigots, simply change the 'UNI' in the part number to 'SS' for Small Spigot or LS for Large Spigot. For a Small Spigot, using the example above, the part number would become: SS 150 6540 M1.